



ROSEBURG LIBRARY COMMISSION AGENDA  
TUESDAY, FEBRUARY 21, 2023

af

4:00 P.M. Regular Meeting  
Hybrid Meeting – In Person at Roseburg Public Library and Electronic  
Public Access: Facebook Live at [www.Facebook.com/CityofRoseburg](http://www.Facebook.com/CityofRoseburg)

**NOTE: IT IS UP TO EACH OF YOU AS COMMISSIONERS TO CALL 541-492-7051 AND LET STAFF KNOW BEFORE THE DAY OF THE MEETING IF YOU WILL NOT BE ATTENDING. THANK YOU.**

**I. CALL TO ORDER**

**II. ROLL CALL:**

<u>Chair:</u>	Andrea Zielinski		
<u>Commissioners:</u>	Marcy Tassano	Mandy Elder	Francesca Guyer
	Theresa Lundy	Kelly Peter	Juliet Rutter

**III. APPROVAL OF MINUTES**

A. December 20, 2022

**AUDIENCE PARTICIPATION** – At this time, anyone wishing to address the Commission concerning items of interest not included in the agenda may do so. The person addressing the Commission shall, when recognized, give his/her name for the record. All remarks shall be directed to the whole Commission.

Comments also can be provided via email to the Commission at [kwiley@cityofroseburg.org](mailto:kwiley@cityofroseburg.org) or hand delivered to City Hall, 900 SE Douglas Avenue in Roseburg, prior to **1:00 p.m. on Tuesday, February 21, 2023**. Comments must include the person’s name and address for the record. The Commission reserves the right to delay any action requested until they are fully informed on the matter.

**IV. BUSINESS FROM THE COMMISSION**

**V. NEXT MEETING DATE:** March 21, 2023

**VI. INFORMATIONAL**

- A. 2021-22 Annual Report Comparisons
- B. Monthly Statistics
- C. Winter Reading Program
- D. Programming
- E. Grants Update

**VII. ADJOURNMENT**

**Please contact the City Administration Office at least 48 hours prior to the scheduled meeting date if you need accommodations in accordance with the Americans with Disabilities Act.**  
TDD users, please call Oregon Telecommunications Relay Service at 800-735-2900.

**CITY OF ROSEBURG  
LIBRARY COMMISSION MEETING MINUTES  
December 20, 2022**

**CALL TO ORDER:**

Commissioner Elder called the regular meeting of the Roseburg Library Commission to order at 4:06 p.m. on December 20, 2022, in the Ford Room at Roseburg Public Library, 1409 NE Diamond Lake Blvd., Ste. 100, Roseburg, Oregon and electronically via Zoom.

**ROLL CALL:**

Present: Commissioners Mandy Elder, Marcy Tassano, Kelly Peter, Juliet Rutter (4:08 p.m.), and Francesca Guyer (4:15 p.m.)

Absent: Chair Andrea Zielinski and Commissioner Theresa Lundy

Attending Staff: Library Director Kris Wiley and Management Staff Assistant Autumn David

Others Present: None

**BUSINESS FROM THE COMMISSION:**

Commissioner Tassano reported the Friends of the Library winter book sale raised over \$2,800. Additionally, donations were received to support two children for a year in Dolly Parton's Imagination Library. Commissioner Tassano thanked library staff and volunteers for their contributions in helping make the event a success.

Commissioner Tassano congratulated Director Wiley and staff on the four-year anniversary of the Roseburg Public Library.

**APPROVAL OF MINUTES:**

Commissioner Tassano moved to approve the November 15, 2022, minutes. The motion was seconded by Commissioner Peter and approved with the following vote: Commissioners Elder, Tassano, Peter, and Rutter voted yes. No one voted no.

**NEXT MEETING DATE:**

Tuesday, January 17, 2023, at 4:00 p.m. This will be a hybrid meeting.

**INFORMATIONAL:**

**Monthly Statistics**

Director Wiley presented the monthly statistics. She thanked Commissioner Tassano and the Friends of the Library for the support provided to the library. She noted that children's materials accounted for 52 percent of all physical circulation, which she attributed to Youth Services Librarian Ropp's programs and collection development skills.

Circulation of digital items remained steady at 28 percent of all checkouts. Director Wiley stated she expects a bump in digital checkouts in January because people often gift electronic readers.

### **Programming**

Director Wiley reported the library's online book group meets the second Tuesday of each month at 6:30 p.m., and the silent book group meets the last Thursday of each month at 6:30 p.m. at the library. She is planning some additional springtime programs with more information to come.

Librarian Ropp is presenting winter activities on Tuesday, December 27 through Thursday, December 29 from 3-4:30 p.m. for elementary-age youth. These are drop-in programs held at the library.

Storytime with Aurora returns January 4 and meets every Wednesday at 10:30 a.m. Legos, teen and children's programs return on Thursdays in January. The Astra Club from Roseburg High School reads with beginner readers the first and third Saturdays of the month from 10:30 a.m. to noon.

Two programs debut in January. Julia Masner will host Spanish Club for youth in fourth through eighth grades on the second and fourth Wednesdays from 4-4:45 p.m. Librarian Ropp will present a STEM (Science, Technology, Engineering, Math) program the last Tuesday of the month from 3:30-4:30 p.m.

Youth programs are scheduled through April. Librarian Ropp will take a break from programming in May to prepare for the Summer Reading Program. All programs are listed on the library's events calendar at [www.roseburgpubliclibrary.org](http://www.roseburgpubliclibrary.org).

### **Winter Reading Program**

Director Wiley reported the Winter Reading Program for all ages continues through December 31. She noted youth are enjoying submitting book reviews for a chance to win prizes that are displayed in the lobby case. Reading log forms are available on the library's website or at the library.

### **Staffing Update**

Director Wiley reported Gabrielle Randall joined the staff as a Library Aide. She stated the library will host a library school student for 10 weeks beginning in January. Ryan Downie, a master's degree student at the University of Denver, will complete a practicum of about 70 hours. Library staff enjoys the mentoring process, and the community will gain from the additional capacity the student provides.

### **Grants Update**

Director Wiley reported the library is submitting final reports to the Douglas County Cultural Coalition and Whipple Foundation. The library is planning to submit a grant to the Whipple Foundation to help support collection development, the Summer Reading Program, and technology in the Ford Room and to the Douglas County Cultural Coalition to support the Summer Reading Program.

Director Wiley clarified that Ryan Downie is a Douglas County resident and master's student at the University of Denver. He will be with the library for 10 weeks, and his duties will include scheduling programs and working with vendors to book events for the library.

**ADJOURNMENT:**

The meeting adjourned at 4:18 p.m. The next meeting is scheduled for Tuesday, January 17, 2023, at 4:00 p.m.

Respectfully submitted,

*Autumn David*

Autumn David, Management Staff Assistant

INFORMATIONAL A  
02/21/2023

# 2021-22 ANNUAL REPORT COMPARISONS

---

Roseburg Public Library Commission  
February 21, 2023

# Based on Population Served

			1001 - Population Served	118 - Registered Users	205 - Total paid staff	206 - Total number of volunteers	207 - Total volunteer hours	311 - Total library operating revenue	509 - Total Physical Items	529 - Total Digital Items	620 - Total First Time Circulation	632 - Total circulation Electronic Materials	711 - Meeting Room Usage
1	LIBID	101 - Library Name											
32	OR0065	CROOK COUNTY LIBRARY	25,482	6,599	10.65	14	153	\$1,947,224	50,009	954,999	73,723	41,958	825
33	OR0044	MOLALLA PUBLIC LIBRARY	25,402	5,869	8.5	4	12	\$1,038,476	58,154	108,146	93,971	21,310	55
34	OR0050	NEWBERG PUBLIC LIBRARY	25,376	10,579	11.87	410	2,784	\$1,723,982	87,452	122,480	137,326	45,191	400
35	OR0110	CANBY PUBLIC LIBRARY	25,329	9,003	9.03	15	351	\$1,263,499	60,748	108,146	128,028	32,827	506
36	OR0037	JEFFERSON COUNTY LIBRARY DISTRICT	24,889	3,860	11	11	556	\$875,919	47,272	0	31,364	22,092	35
37	OR0138	SHERWOOD PUBLIC LIBRARY	24,595	14,952	11.8	20	387	\$1,665,458	49,963	232,427	158,682	105,749	0
38	OR0144	HOOD RIVER COUNTY LIBRARY DISTRICT	23,888	9,857	11.4	60	1,300	\$1,218,356	79,185	91,473	81,850	23,931	237
39	OR9014	ROSEBURG PUBLIC LIBRARY	23,701	7,219	3.5	16	541	\$659,962	80,198	92,088	53,804	26,512	525
40	OR0059	PENDLETON PUBLIC LIBRARY	23,662	6,178	5	12	300	\$897,235	48,118	92,058	42,667	17,761	0
41	OR0085	THE DALLES-WASCO COUNTY LIBRARY	21,943	8,949	12	20	2,359	\$2,929,345	84,963	91,723	96,199	27,353	1,206
42	OR9010	ALOHA COMMUNITY LIBRARY	21,528	8,704	8.55	20	1,804	\$646,441	27,470	232,427	77,132	41,756	3
43	OR0011	GLADSTONE PUBLIC LIBRARY	21,450	4,537	5.12	0	0	\$1,998,878	34,565	108,146	78,482	16,603	0
44	OR0078	SILVER FALLS LIBRARY DISTRICT	20,707	8,667	10.85	23	778	\$1,059,720	89,628	126,648	123,245	27,016	7

# Based on Population Served

			761 - Number of Live In Person Onsite Program Sessions	762 - Live In Person Onsite Program Attendance	763 - Number of Live In Person Offsite Program Sessions	764 - Live In Person Offsite Program Attendance	765 - Number of Live Virtual Program Sessions	766 - Live Virtual Program Attendance	767 - Total Number of Recorded Program Presentations	768 - Total Views of Recorded Program Presentations within 30 days	780 - Number of self directed activities	781 - Number of participants in self directed activities	801 - Number of Sessions of Public Internet Computers and Devices	816 - Total Number of Open Hours	817 - Library Visits
1	LIBID	101 - Library Name													
32	OR0065	CROOK COUNTY LIBRARY	64	775	37	1,205	7	13	0	0	57	2,051	2,946	2,550	66,902
33	OR0044	MOLALLA PUBLIC LIBRARY	137	4,337	11	568	0	0	0	0	4	132	1,966	2,450	28,493
34	OR0050	NEWBERG PUBLIC LIBRARY	293	11,381	7	235	26	374	16	213	62	9,487	3,678	1,956	65,646
35	OR0110	CANBY PUBLIC LIBRARY	1	100	4	382	0	0	0	0	53	2,620	4,407	2,254	62,204
36	OR0037	JEFFERSON COUNTY LIBRARY DISTRICT	180	3,878	368	5,954	57	13,238	446	79,668	2	40	2,119	2,210	29,965
37	OR0133	SHERWOOD PUBLIC LIBRARY	81	1,785	7	637	105	1,102	0	0	51	8,944	5,905	3,023	126,149
38	OR0144	HOOD RIVER COUNTY LIBRARY DISTRICT	86	972	30	900	50	6,376	0	0	40	300	6,500	2,156	39,305
39	OR9014	ROSEBURG PUBLIC LIBRARY	3	28	41	2,482	26	223	48	501	41	3,980	2,986	1,012	32,554
40	OR0059	PENDLETON PUBLIC LIBRARY	205	3,615	2	145	1	14	0	0	12	180	5,454	2,600	39,479
41	OR0085	THE DALLES-WASCO COUNTY LIBRARY	754	754	4	375	25	159	14	257	108	3,678	5,767	2,912	73,957
42	OR9010	ALOHA COMMUNITY LIBRARY	0	0	9	1,080	66	292	27	226	30	1,955	1,843	1,584	29,463
43	OR0011	GLADSTONE PUBLIC LIBRARY	63	457	1	55	0	0	0	0	15	600	2,944	2,912	31,383
44	OR0078	SILVER FALLS LIBRARY DISTRICT	7	163	4	142	72	571	3	211	92	2,322	3,012	2,096	58,603

**136 libraries included in report**

# Based on Registered Users

1	LIBID	101 - Library Name	118 - Registered Users	1001 - Population Served	205 - Total paid staff	206 - Total number of volunteers	207 - Total volunteer hours	311 - Total library operating revenue	509 - Total Physical Items	529 - Total Digital Items	620 - Total First Time Circulation	632 - Total circulation Electronic Materials	711 - Meeting Room Usage
43	OR0085	THE DALLES-WASCO COUNTY LIBRARY	8,949	21,943	12	20	2,359	\$2,929,345	84,963	91,723	96,199	27,353	1,206
44	OR9010	ALOHA COMMUNITY LIBRARY	8,704	21,528	8.55	20	1,804	\$646,441	27,470	232,427	77,132	41,756	3
45	OR0078	SILVER FALLS LIBRARY DISTRICT	8,667	20,707	10.85	23	778	\$1,059,720	89,628	126,648	123,245	27,016	7
46	OR0104	WOODBURN PUBLIC LIBRARY	8,613	26,250	8	19	425	\$1,117,325	57,451	91,473	48,624	25,831	157
47	OR0033	LEBANON PUBLIC LIBRARY	7,950	19,122	6.25	25	1,714	\$682,479	52,825	91,473	115,148	16,967	2
48	OR0028	F. MAXINE AND THOMAS W. COOK ME	7,853	18,657	5.21	4	181	\$250,137	57,741	91,473	80,260	32,076	55
49	OR0046	BAKER COUNTY LIBRARY DISTRICT	7,700	16,860	15.2	70	2,193	\$1,623,662	135,263	92,390	74,225	15,652	526
50	OR9018	WEST SLOPE COMMUNITY LIBRARY	7,609	14,240	10	5	78	\$1,438,141	19,982	232,427	65,714	64,223	0
51	OR9014	ROSEBURG PUBLIC LIBRARY	7,219	23,701	3.5	16	541	\$659,962	80,198	92,088	53,804	26,512	525
52	OR0129	CLACKAMAS COUNTY - OAK LODGE PUI	7,216	31,707	6.75	0	0	\$5,586,072	53,857	108,146	106,310	25,567	0
53	OR0074	SEASIDE PUBLIC LIBRARY	6,948	7,157	7.5	13	565	\$778,984	57,004	91,743	58,024	9,870	53
54	OR0065	CROOK COUNTY LIBRARY	6,599	25,482	10.65	14	153	\$1,947,224	50,009	954,999	73,723	41,958	825
55	OR0118	CORNELIUS PUBLIC LIBRARY	6,386	15,865	7.15	78	1,715	\$1,151,241	40,907	232,433	53,747	24,413	1,733
56	OR0121	DALLAS PUBLIC LIBRARY	6,211	17,320	6.67	29	852	\$605,988	76,369	92,389	110,265	24,759	40
57	OR0059	PENDLETON PUBLIC LIBRARY	6,178	23,662	5	12	300	\$897,235	48,118	92,058	42,667	17,761	0
58	OR0083	STAYTON PUBLIC LIBRARY	6,088	8,265	5.55	14	885	\$445,888	55,576	127,013	74,649	21,347	0
59	OR0139	GARDEN HOME COMMUNITY LIBRARY	6,056	5,528	6	4	88	\$581,880	17,678	232,427	96,116	50,713	0

136 libraries included in report



# Based on Registered Users

1	LIBID	101 - Library Name	761 - Number of Live In Person Onsite Program Sessions	762 - Live In Person Onsite Program Attendance	763 - Number of Live In Person Offsite Program Sessions	764 - Live In Person Offsite Program Attendance	765 - Number of Live Virtual Program Sessions	766 - Live Virtual Program Attendance	767 - Total Number of Recorded Program Presentations	768 - Total Views of Recorded Program Presentations within 30 days	780 - Number of self directed activities	781 - Number of participants in self directed activities	801 - Number of Sessions of Public Internet Computers and Devices	816 - Total Number of Open Hours	817 - Library Visits
43	OR0085	THE DALLES-WASCO COUNTY LIBRARY	754	754	4	375	25	159	14	257	108	3,678	5,767	2,912	73,957
44	OR9010	ALOHA COMMUNITY LIBRARY	0	0	9	1,080	66	292	27	226	30	1,955	1,843	1,584	29,463
45	OR0078	SILVER FALLS LIBRARY DISTRICT	7	163	4	142	72	571	3	211	92	2,322	3,012	2,096	58,603
46	OR0104	WOODBURN PUBLIC LIBRARY	36	885	4	1,438	12	57	0	0	15	425	3,538	1,907	35,562
47	OR0083	LEBANON PUBLIC LIBRARY	12	777	0	0	0	0	541	95,410	52	2,842	11,805	2,086	56,693
48	OR0028	F. MAXINE AND THOMAS W. COOK ME	152	1,721	0	0	1	72	0	0	50	300	0	2,208	44,815
49	OR0046	BAKER COUNTY LIBRARY DISTRICT	1	17	1	0	1	5	206	3,751	9	84	7,232	2,956	81,061
50	OR9028	WEST SLOPE COMMUNITY LIBRARY	0	0	0	0	43	280	0	0	12	1,125	0	39	22,371
51	OR9014	ROSEBURG PUBLIC LIBRARY	3	28	41	2,482	26	223	48	501	41	3,980	2,986	1,012	32,554
52	OR0129	CLACKAMAS COUNTY - OAK LODGE PU	55	355	0	0	0	0	0	0	15	600	4,323	2,912	54,999
53	OR0074	SEASIDE PUBLIC LIBRARY	69	1,116	9	539	30	379	0	0	5	80	4,637	50	82,736
54	OR0065	CROOK COUNTY LIBRARY	64	775	37	1,205	7	13	0	0	57	2,051	2,946	2,550	66,902
55	OR0118	CORNELIUS PUBLIC LIBRARY	373	2,080	1	70	22	197	0	0	23	1,455	4,806	3,063	69,386
56	OR0121	DALLAS PUBLIC LIBRARY	175	4,543	9	491	0	0	0	0	8	620	2,139	2,052	68,227
57	OR0059	PENDLETON PUBLIC LIBRARY	205	3,615	2	145	1	14	0	0	12	180	5,454	2,600	39,479
58	OR0083	STAYTON PUBLIC LIBRARY	65	2,277	23	1,014	2	31	66	852	81	4,241	1,708	1,560	28,055
59	OR0139	GARDEN HOME COMMUNITY LIBRARY	8	226	43	1,205	48	384	15	390	52	2,552	878	2,144	50,843

# Based on Total Paid Staff

1	LIBID	101 - Library Name	205 - Total paid staff	118 - Registered Users	1001 - Population Served	206 - Total number of volunteers	207 - Total volunteer hours	311 - Total library operating revenue	509 - Total Physical Items	529 - Total Digital Items	620 - Total First Time Circulation	632 - Total circulation Electronic Materials	711 - Meeting Room Usage
70	OR0021	INDEPENDENCE PUBLIC LIBRARY	4.9	3,103	10,081	15	240	\$601,977	50,799	129,721	31,988	11,266	0
71	OR0058	BANDON PUBLIC LIBRARY	4.25	n/a	7,263	9	676	\$448,503	52,653	109,365	48,394	12,194	59
72	OR0138	BANKS PUBLIC LIBRARY	4.14	2,442	6,474	14	268	\$368,409	28,428	232,427	32,143	20,217	13
73	OR0030	LAKESIDE PUBLIC LIBRARY	4	n/a	14,549	8	196	\$102,376	18,723	109,365	12,454	3,129	0
74	OR0120	COTTAGE GROVE PUBLIC LIBRARY	4	1,677	10,792	2	34	\$412,149	41,824	92,137	15,742	20,501	57
75	OR0094	EMMA HUMPHREY LIBRARY	4	853	1,914	0	0	\$0	16,575	91,473	4,683	0	0
76	OR0042	MILTON-FREEWATER PUBLIC LIBRARY	3.93	3,150	9,847	3	624	\$315,652	31,648	91,473	23,056	6,087	168
77	OR0140	LANE LIBRARY DISTRICT	3.9	2,936	10,095	45	2,440	\$485,676	45,636	92,137	22,629	24,220	0
78	OR0097	WALDPORT PUBLIC LIBRARY	3.56	4,765	7,239	24	1,211	\$294,515	27,186	91,513	34,825	42,862	27
79	OR9014	ROSEBURG PUBLIC LIBRARY	3.5	7,219	23,701	16	541	\$659,962	80,198	92,088	53,804	26,512	525
80	OR0088	TOLEDO PUBLIC LIBRARY	3.5	3,179	6,557	6	332	\$483,135	33,052	91,473	26,368	3,716	182
81	OR0112	CLATSKANIE LIBRARY DISTRICT	3.25	4,325	6,214	7	325	\$308,542	11,440	91,473	11,006	3,013	0
82	OR0049	FLORA M. LAIRD MEMORIAL LIBRARY	3.1	n/a	5,555	17	279	\$308,670	30,617	109,365	20,616	5,200	104
83	OR0084	SWEET HOME PUBLIC LIBRARY	3	2,659	9,893	8	369	\$715,458	27,958	91,473	32,917	5,449	0

# Based on Total Paid Staff

1	LIBID	101 - Library Name	761 - Number of Live In Person Onsite Program Sessions	762 - Live In Person Onsite Program Attendance	763 - Number of Live In Person Offsite Program Sessions	764 - Live In Person Offsite Program Attendance	765 - Number of Live Virtual Program Sessions	766 - Live Virtual Program Attendance	767 - Total Number of Recorded Program Presentations	768 - Total Views of Recorded Program Presentations within 30 days	780 - Number of self directed activities	781 - Number of participants in self directed activities	801 - Number of Sessions of Public Internet Computers and Devices	816 - Total Number of Open Hours	817 - Library Visits
70	OR0021	INDEPENDENCE PUBLIC LIBRARY	5	192	9	182	6	45	131	2,305	20	1,587	1,000	1,560	46,333
71	OR0058	BANDON PUBLIC LIBRARY	3	60	1	7	0	0	0	0	33	618	840	825	15,866
72	OR0138	BANKS PUBLIC LIBRARY	108	1,037	35	957	1	7	1 n/a	0	807	143	452	2,348	18,022
73	OR0030	LAKESIDE PUBLIC LIBRARY	0	0	0	0	0	0	0	0	492	492	843	28	10,747
74	OR0120	COTTAGE GROVE PUBLIC LIBRARY	151	487	1	85	0	0	0	0	3	160	1,014	1,280	11,058
75	OR0094	EMMA HUMPHREY LIBRARY	0	0	0	0	0	0	0	0	160	160	0	0	0
76	OR0042	MILTON-FREEWATER PUBLIC LIBRARY	90	900	0	0	0	0	0	0	4,400	4,400	0	2,288	0
77	OR0140	LANE LIBRARY DISTRICT	19	222	78	1,561	206	1,834	0	0	9	660	1,088	2,309	0
78	OR0097	WALDPORT PUBLIC LIBRARY	230	1,986	6	334	16	32	16	265	21	312	4,481	1,768	3,785
79	OR9014	ROSEBURG PUBLIC LIBRARY	3	28	41	2,482	26	223	48	501	41	3,980	2,986	1,012	32,554
80	OR0088	TOLEDO PUBLIC LIBRARY	0	0	0	0	1	5	12	88	3	228	1,513	1,922	3,120
81	OR0112	CLATSKANIE LIBRARY DISTRICT	75	829	1	87	3	36	1	25	1,180	1,250	0	2,340	0
82	OR0049	FLORA M. LAIRD MEMORIAL LIBRARY	16	217	1	75	0	0	0	0	21	550	778	1,794	17,614
83	OR0084	SWEET HOME PUBLIC LIBRARY	2	20	15	217	0	0	0	0	1,200	1,200	2,504	1,664	24,000

# Based on Total Library Operating Revenue

1	LIBID	101 - Library Name	311 - Total library operating revenue	205 - Total paid staff	118 - Registered Users	1001 - Population Served	206 - Total number of volunteers	207 - Total volunteer hours	509 - Total Physical Items	529 - Total Digital Items	620 - Total First Time Circulation	632 - Total circulation Electronic Materials	711 - Meeting Room Usage
53	OR0081	ST. HELENS PUBLIC LIBRARY	\$799,565	6.25	2,556	14,560	16	651	40,362	91,473	34,607	12,998	170
54	OR0074	SEASIDE PUBLIC LIBRARY	\$778,984	7.5	6,948	7,157	13	565	57,004	91,743	58,024	9,870	53
55	OR0055	ONTARIO LIBRARY DISTRICT	\$742,354	10	4,189	26,805	0	0	122,421	91,473	36,730	8,577	52
56	OR0135	OREGON TRAIL LIBRARY DISTRICT	\$719,389	7.13	3,091	10,818	17	184	42,525	91,473	12,141	10,872	152
57	OR0012	CURRY PUBLIC LIBRARY DISTRICT	\$716,097	7.5	4,703	5,221	5	328	43,997	120,878	37,245	8,973	133
58	OR0084	SWEET HOME PUBLIC LIBRARY	\$715,458	3	2,659	9,893	8	369	27,958	91,473	32,917	5,449	0
59	OR0045	MONMOUTH PUBLIC LIBRARY	\$711,061	6.45	3,607	11,142	23	1,081	75,920	126,563	55,160	16,570	4
60	OR0033	LEBANON PUBLIC LIBRARY	\$682,479	6.25	7,950	19,122	25	1,714	52,825	91,473	115,148	16,967	2
61	OR9014	ROSEBURG PUBLIC LIBRARY	\$659,962	3.5	7,219	23,701	16	541	80,198	92,088	53,804	26,512	525
62	OR9010	ALOHA COMMUNITY LIBRARY	\$646,441	8.55	8,704	21,528	20	1,804	27,470	232,427	77,132	41,756	3
63	OR0121	DALLAS PUBLIC LIBRARY	\$605,988	6.67	6,211	17,320	29	852	76,369	92,389	110,265	24,759	40
64	OR0021	INDEPENDENCE PUBLIC LIBRARY	\$601,977	4.9	3,103	10,081	15	240	50,799	129,721	31,988	11,266	0
65	OR0139	GARDEN HOME COMMUNITY LIBRARY	\$581,880	6	6,056	5,528	4	88	17,678	232,427	96,116	50,713	0
66	OR0141	NORTH PLAINS PUBLIC LIBRARY	\$569,096	5.9	2,422	5,106	186	3,820	17,764	232,428	30,918	16,868	0
67	OR0109	HARNEY COUNTY LIBRARY	\$530,815	5.5	2,566	7,537	91	321	28,660	91,654	23,523	7,220	0
68	OR0031	LAKE COUNTY LIBRARY DISTRICT	\$518,559	5.04	2,427	8,177	35	606	46,363	92,395	17,086	3,266	59

# Based on Total Library Operating Revenue

1	LIBID	101 - Library Name	761 - Number of Live In Person Onsite Program Sessions	762 - Live In Person Onsite Program Attendance	763 - Number of Live In Person Offsite Program Sessions	764 - Live In Person Offsite Program Attendance	765 - Number of Live Virtual Program Sessions	766 - Live Virtual Program Attendance	767 - Total Number of Recorded Program Presentations	768 - Total Views of Recorded Program Presentations within 30 days	780 - Number of self directed activities	781 - Number of participants in self directed activities	801 - Number of Sessions of Public Internet Computers and Devices	816 - Total Number of Open Hours	817 - Library Visits
53	OR0081	ST. HELENS PUBLIC LIBRARY	138	1,378	75	907	13	488	0	0	75	251	3,364	2,348	23,500
54	OR0074	SEASIDE PUBLIC LIBRARY	69	1,116	9	539	30	379	0	0	5	80	4,637	50	82,736
55	OR0035	ONTARIO LIBRARY DISTRICT	133	3,140	12	300	0	0	8	751	420	7,200	1,040	2,080	10,200
56	OR0135	OREGON TRAIL LIBRARY DISTRICT	0	0	48	774	0	0	0	0	21	330	2,156	1,872	9,432
57	OR0012	CURRY PUBLIC LIBRARY DISTRICT	265	3,820	250	1,500	0	0	0	0	30	300	12,714	2,800	85,787
58	OR0084	SWEET HOME PUBLIC LIBRARY	2	20	15	217	0	0	0	0	1,200	1,200	2,504	1,664	24,000
59	OR0045	MONMOUTH PUBLIC LIBRARY	0	0	8	780	19	113	2	0 null	null	2,205	2,340	27,922	
60	OR0033	LEBANON PUBLIC LIBRARY	12	777	0	0	0	0	541	95,410	52	2,842	11,805	2,086	56,693
61	OR9014	ROSEBURG PUBLIC LIBRARY	3	28	41	2,482	26	223	48	501	41	3,980	2,986	1,012	32,554
62	OR9010	ALOHA COMMUNITY LIBRARY	0	0	9	1,080	66	292	27	226	30	1,955	1,843	1,584	29,463
63	OR0121	DALLAS PUBLIC LIBRARY	175	4,543	9	491	0	0	0	0	8	620	2,139	2,052	68,227
64	OR0021	INDEPENDENCE PUBLIC LIBRARY	5	192	9	182	6	45	131	2,305	20	1,587	1,000	1,560	46,333
65	OR0139	GARDEN HOME COMMUNITY LIBRARY	8	226	43	1,205	48	384	15	390	52	2,552	878	2,144	50,843
66	OR0141	NORTH PLAINS PUBLIC LIBRARY	10	58	23	636	231	4,898	n/a	n/a	93	3,629	1,411	2,650	21,718
67	OR0109	HARNEY COUNTY LIBRARY	0	0	6	120	2	18	44	669	9	2,187	1,839	2,248	18,674
68	OR0031	LAKE COUNTY LIBRARY DISTRICT	0	0	0	0	0	0	0	0	0	0	3,941	1,785	13,247

# Based on First-Time Physical Circulation

1	LIBID	101 - Library Name	620 - Total First Time Circulation	632 - Total circulation Electronic Materials	311 - Total library operating revenue	205 - Total paid staff	118 - Registered Users	1001 - Population Served	206 - Total number of volunteers	207 - Total volunteer hours	509 - Total Physical Items	529 - Total Digital Items	711 - Meeting Room Usage
47	OR9018	WEST SLOPE COMMUNITY LIBRARY	65,714	64,223	\$1,438,141	10	7,609	14,240	5	78	19,982	232,427	0
48	OR0004	ESTACADA PUBLIC LIBRARY	65,499	14,686	\$1,053,882	9	4,642	19,475	1	8	46,628	108,146	88
49	OR0034	DRIFTWOOD PUBLIC LIBRARY	60,370	14,578	\$996,427	10	16,014	16,340	27	2,359	98,623	92,750	5
50	OR0074	SEASIDE PUBLIC LIBRARY	58,024	9,870	\$778,984	7.5	6,948	7,157	13	565	57,004	91,743	53
51	OR0052	NORTH BEND PUBLIC LIBRARY	56,808	16,215	\$1,138,002	10.25	n/a	14,549	15	168	72,095	1,034,629	24
52	OR0045	MONMOUTH PUBLIC LIBRARY	55,160	16,570	\$711,061	6.45	3,607	11,142	23	1,081	75,920	126,563	4
53	OR9014	ROSEBURG PUBLIC LIBRARY	53,804	26,512	\$659,962	3.5	7,219	23,701	16	541	80,198	92,088	525
54	OR0118	CORNELIUS PUBLIC LIBRARY	53,747	24,413	\$1,151,241	7.15	6,386	15,865	78	1,715	40,907	232,433	1,733
55	OR0095	FERN RIDGE LIBRARY DISTRICT	52,822	24,188	\$861,473	5.57	3,088	14,132	51	747	55,900	92,137	318
56	OR0107	CHETCO COMMUNITY PUBLIC LIBRARY	50,826	12,845	\$900,360	9.25	9,098	14,566	40	3,245	43,351	986,234	37
57	OR0072	SCAPPOOSE PUBLIC LIBRARY DISTRICT	50,310	13,763	\$376,883	5.1	5,129	12,542	10	892	38,242	91,522	341

# Based on First-Time Physical Circulation

LIBID	101 - Library Name	761 - Number of Live In Person Onsite Program Sessions	762 - Live In Person Onsite Program Attendance	763 - Number of Live In Person Offsite Program Sessions	764 - Live In Person Offsite Program Attendance	765 - Number of Live Virtual Program Sessions	766 - Live Virtual Program Attendance	767 - Total Number of Recorded Program Presentations	768 - Total Views of Recorded Program Presentations within 30 days	780 - Number of self directed activities	781 - Number of participants in self directed activities	801 - Number of Sessions of Public Internet Computers and Devices	816 - Total Number of Open Hours	817 - Library Visits
47	OR9018 WEST SLOPE COMMUNITY LIBRARY	0	0	0	0	43	280	0	0	12	1,125	0	39	22,371
48	OR0004 ESTACADA PUBLIC LIBRARY	71	1,138	1	50	1	5	0	0	20	1,563	2,049	2,236	0
49	OR0034 DRIFTWOOD PUBLIC LIBRARY	59	587	2	39	12	39	8	911	null	null	4,237	1,974	46,915
50	OR0074 SEASIDE PUBLIC LIBRARY	69	1,116	9	539	30	379	0	0	5	80	4,637	50	82,736
51	OR0052 NORTH BEND PUBLIC LIBRARY	58	893	1	572	110	818	31	348	39	3,043	3,524	2,091	49,937
52	OR0045 MONMOUTH PUBLIC LIBRARY	0	0	8	780	19	113	2	0	null	null	2,205	2,340	27,922
53	OR9014 ROSEBURG PUBLIC LIBRARY	3	28	41	2,482	26	223	48	501	41	3,980	2,986	1,012	32,554
54	OR0118 CORNELIUS PUBLIC LIBRARY	373	2,080	1	70	22	197	0	0	23	1,455	4,806	3,063	69,386
55	OR0095 FERN RIDGE LIBRARY DISTRICT	188	3,494	7	755	0	0	86	1,466	30	407	3,566	2,442	29,113
56	OR0107 CHETCO COMMUNITY PUBLIC LIBRARY	50	1,144	8	108	29	207	10	671	22	7,471	3,547	2,552	36,912
57	OR0072 SCAPPOOSE PUBLIC LIBRARY DISTRICT	134	3,956	7	578	28	72	0	0	154	8,392	1,913	2,355	40,102

136 libraries included in report

# Based on Total Digital Checkouts

LIBID	101 - Library Name	632 - Total circulation Electronic Materials	620 - Total First Time Circulation	311 - Total library operating revenue	205 - Total paid staff	118 - Registered Users	1001 - Population Served	206 - Total number of volunteers	207 - Total volunteer hours	509 - Total Physical Items	529 - Total Digital Items	711 - Meeting Room Usage
OR0008	SIUSLAW PUBLIC LIBRARY DISTRICT	34,454	75,596	\$1,647,955	10	5,866	19,921	56	709	102,028	92,137	603
OR0110	CANBY PUBLIC LIBRARY	32,827	128,028	\$1,263,499	9.03	9,003	25,329	15	351	60,748	108,146	506
OR0071	SANDY PUBLIC LIBRARY	32,686	143,980	\$1,863,960	13.33	11,390	33,782	61	3,444	72,096	108,146	281
OR0028	F. MAXINE AND THOMAS W. COOK ME	32,076	80,260	\$250,137	5.21	7,853	18,657	4	181	57,741	91,473	55
OR0114	COOS BAY PUBLIC LIBRARY	31,452	107,148	\$1,373,048	12.7	n/a	28,817	32	1,795	110,983	1,022,223	345
OR0051	NEWPORT PUBLIC LIBRARY	28,833	85,318	\$938,399	9.6	9,530	16,987	35	2,541	68,728	94,777	642
OR0085	THE DALLES-WASCO COUNTY LIBRARY	27,353	96,199	\$2,929,345	12	8,949	21,943	20	2,359	84,963	91,723	1,206
OR0078	SILVER FALLS LIBRARY DISTRICT	27,016	123,245	\$1,059,720	10.85	8,667	20,707	23	778	89,628	126,648	7
OR9014	ROSEBURG PUBLIC LIBRARY	26,512	53,804	\$659,962	3.5	7,219	23,701	16	541	80,198	92,088	525
OR0104	WOODBURN PUBLIC LIBRARY	25,831	48,624	\$1,117,325	8	8,613	26,250	19	425	57,451	91,473	157
OR0129	CLACKAMAS COUNTY - OAK LODGE PU	25,567	106,310	\$5,586,072	6.75	7,216	31,707	0	0	53,857	108,146	0
OR0121	DALLAS PUBLIC LIBRARY	24,759	110,265	\$605,988	6.67	6,211	17,320	29	852	76,369	92,389	40
OR0118	CORNELIUS PUBLIC LIBRARY	24,413	53,747	\$1,151,241	7.15	6,386	15,865	78	1,715	40,907	232,433	1,733
OR0140	LANE LIBRARY DISTRICT	24,220	22,629	\$485,676	3.9	2,936	10,095	45	2,440	45,636	92,137	0
OR0095	FERN RIDGE LIBRARY DISTRICT	24,188	52,822	\$861,473	5.57	3,088	14,132	51	747	55,900	92,137	318

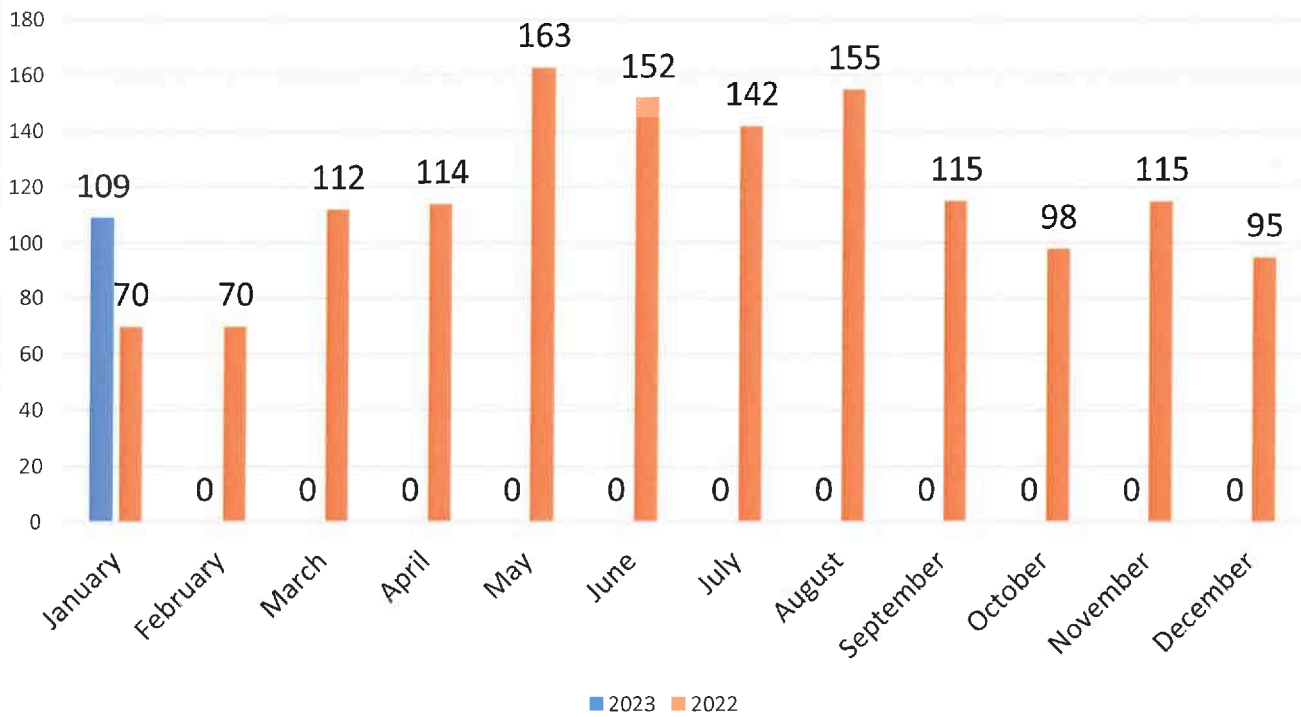
136 libraries included in report



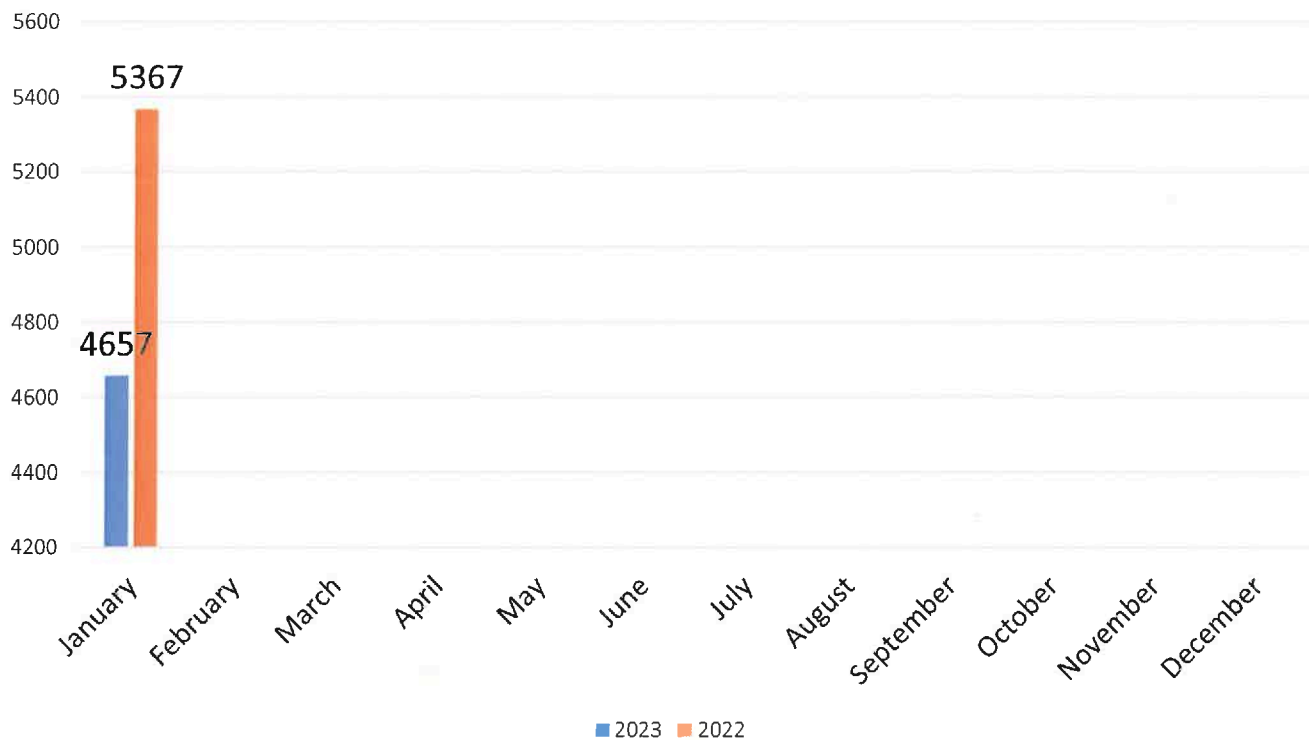
# Based on Total Digital Checkouts

LIBID	101 - Library Name	761 - Number of Live In Person Onsite Program Sessions	762 - Live In Person Onsite Program Attendance	763 - Number of Live In Person Offsite Program Sessions	764 - Live In Person Offsite Program Attendance	765 - Number of Live Virtual Program Sessions	766 - Live Virtual Program Attendance	767 - Total Number of Recorded Program Presentations	768 - Total Views of Recorded Program Presentations within 30 days	780 - Number of self directed activities	781 - Number of participants in self directed activities	801 - Number of Sessions of Public Internet Computers and Devices	815 - Total Number of Open Hours	817 - Library Visits
OR0008	SIUSLAW PUBLIC LIBRARY DISTRICT	35	235	15	620	74	785	6	12	47	1,399	5,462	994	130,708
OR0110	CANBY PUBLIC LIBRARY	1	100	4	382	0	0	0	0	53	2,620	4,407	2,254	62,204
OR0071	SANDY PUBLIC LIBRARY	97	3,017	92	2,976	33	181	49	1,523	52	3,228	5,820	2,581	72,620
OR0028	F. MAXINE AND THOMAS W. COOK ME	152	1,721	0	0	1	72	0	0	50	300	0	2,208	44,815
OR0114	COOS BAY PUBLIC LIBRARY	127	3,103	37	2,260	132	2,306	49	2,071	26	1,892	7,088	1,938	61,446
OR0051	NEWPORT PUBLIC LIBRARY	1	40	8	611	3	60	9	579	48	5,136	5,673	1,500	52,389
OR0085	THE DALLES-WASCO COUNTY LIBRARY	754	754	4	375	25	159	14	257	108	3,678	5,767	2,912	73,957
OR0078	SILVER FALLS LIBRARY DISTRICT	7	163	4	142	72	571	3	211	92	2,322	3,012	2,096	58,603
OR9014	ROSEBURG PUBLIC LIBRARY	3	28	41	2,482	26	223	48	501	41	3,980	2,986	1,012	32,554
OR0104	WOODBURN PUBLIC LIBRARY	36	885	4	1,438	12	57	0	0	15	425	3,538	1,907	35,562
OR0129	CLACKAMAS COUNTY - OAK LODGE PUL	55	355	0	0	0	0	0	0	15	600	4,323	2,912	54,999
OR0121	DALLAS PUBLIC LIBRARY	175	4,543	9	491	0	0	0	0	8	620	2,139	2,052	68,227
OR0118	CORNELIUS PUBLIC LIBRARY	373	2,080	1	70	22	197	0	0	23	1,455	4,806	3,063	69,386
OR0140	LANE LIBRARY DISTRICT	19	222	78	1,561	206	1,834	0	0	9	660	1,088	2,309	0
OR0095	FERN RIDGE LIBRARY DISTRICT	188	3,494	7	755	0	0	86	1,466	10	407	3,566	2,442	29,113

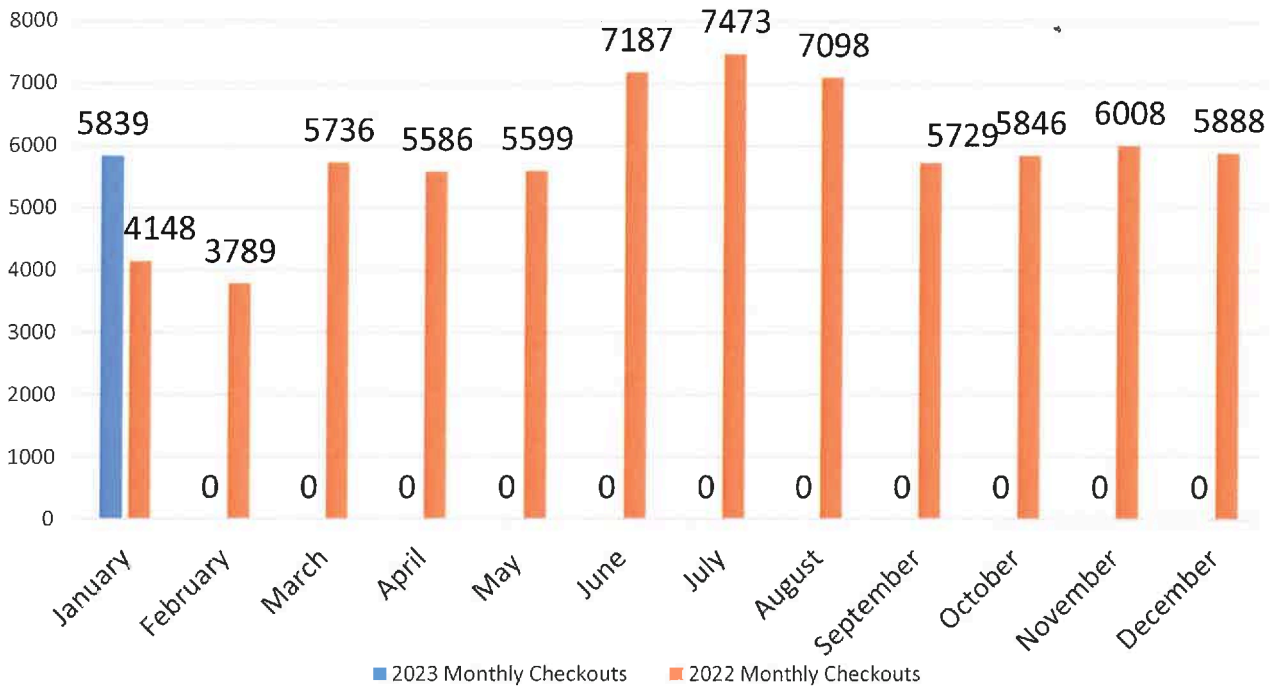
### New Users Monthly Comparison



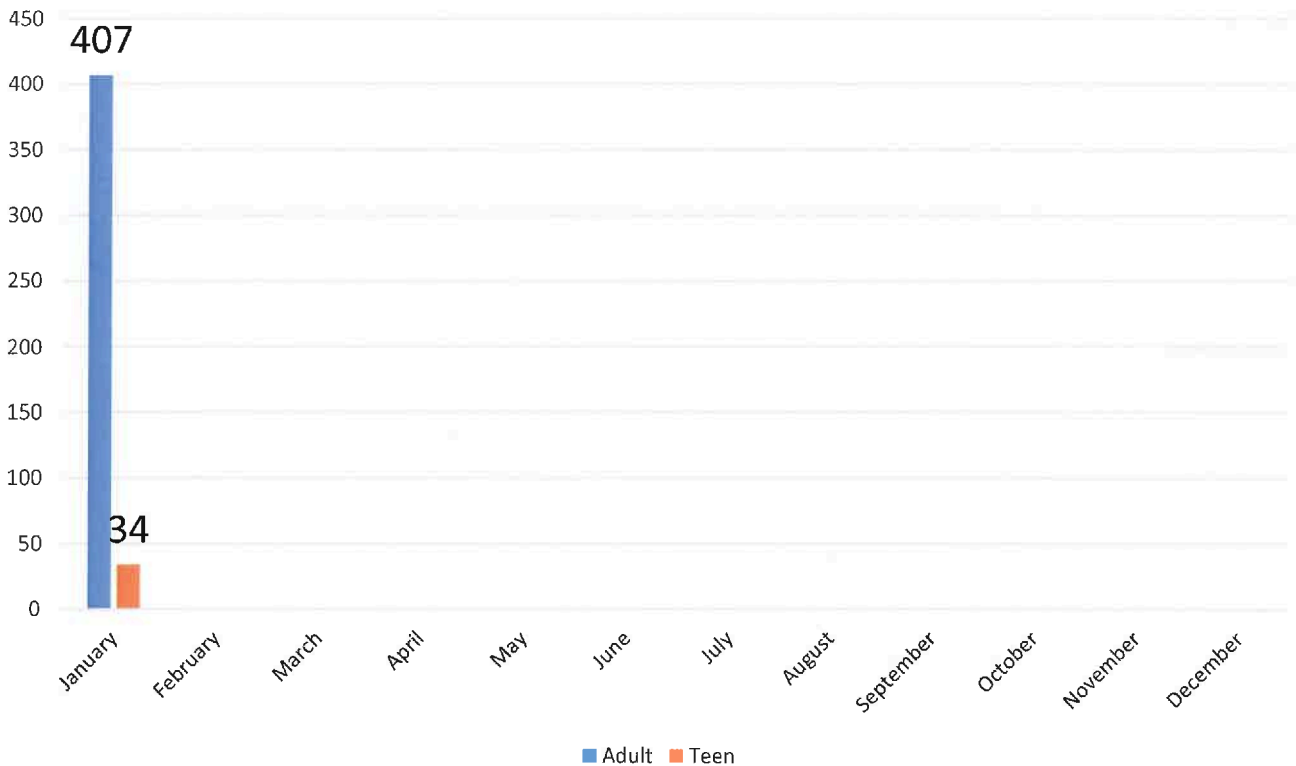
### Total Active Users Monthly Comparison



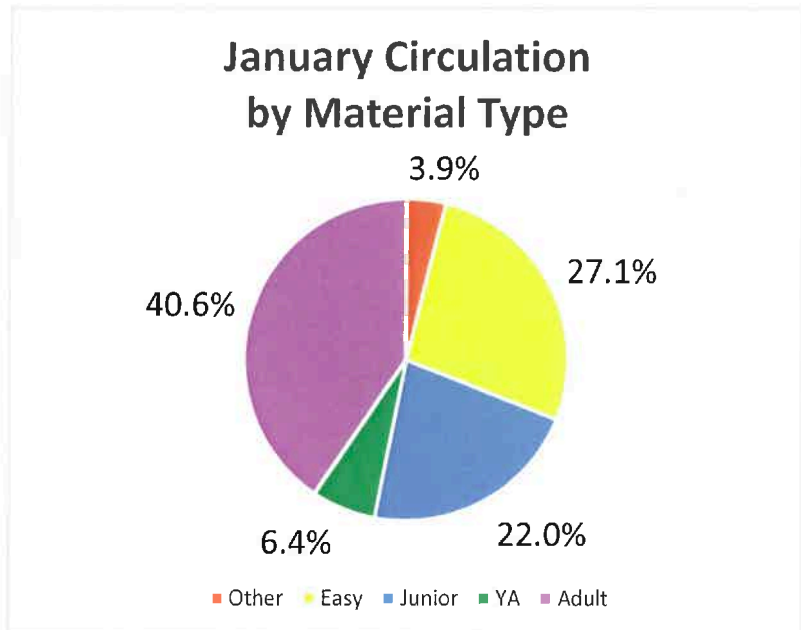
### Physical Materials Checkouts



### Public Computer Use



		Other	Easy	Junior	YA	Adult
1 - Unassigned	0	3.9%	27.1%	22.0%	6.4%	40.6%
2 - Adult Audiobook	101	225	1584	1287	371	2372
3 - Adult DVDs	168					
4 - Adult Fiction	882					
5 - Adult Graphic Novel	15					
6 - Adult Nonfiction	500					
7 - Board Book	188					
8 - Children's CD Book	24					
9 - Children's Audiobook	53					
10 - Children's DVD	105					
11 - Children's Graphic Novel	0					
12 - Children's Reference	1					
14 - Equipment	0					
16 - Fantasy	21					
17 - Other Language F/NF	16					
19 - Junior Fiction	457					
20 - Junior Graphic Novel	223					
21 - Junior Nonfiction	449					
22 - Large Print	129					
23 - Magazine	52					
25 - Mystery	603					
30 - Oversize	0					
34 - Picture Book	1020					
35 - Prof Collection	32					
36 - Reader	319					
37 - Reference	0					
39 - Science Fiction	34					
42 - Western	48					
44 - Young Adult Audiobook	3					
45 - Young Adult DVD	63					
46 - Young Adult Fiction	107					
47 - Young Adult Graphic Novel	171					
48 - Young Adult Nonfiction	27					
OTAP	2					
Off Site	0					
None/On-the-fly	26					
<b>TOTAL</b>	<b>5839</b>					



**NEW Items Snapshot - February 2, 2023**

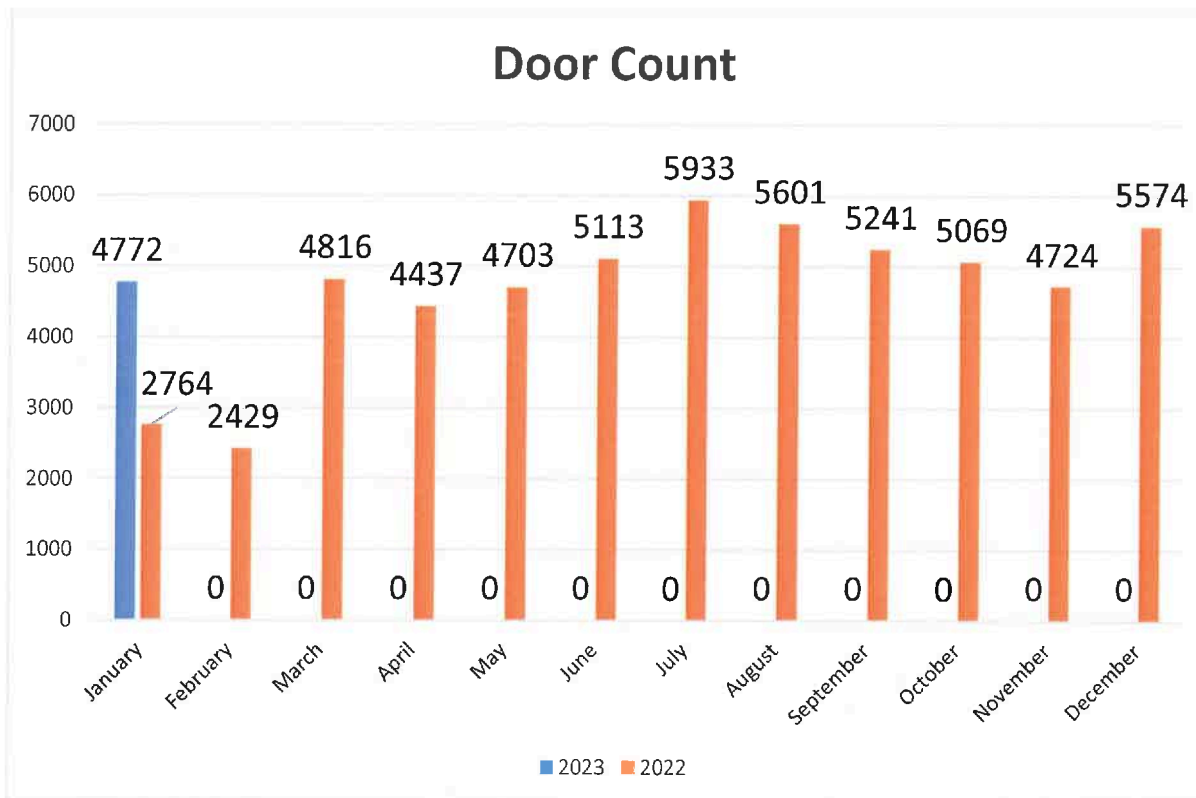
Item Type	Total number	Number Checked Out	Percentage Checked Out
NEW Items	3927	931	23.71%
Picture Books	603	122	20.23%
Adult Fiction	760	264	34.74%
Junior Fiction	350	43	12.29%
YA Fiction	205	24	11.71%

Circulation Snapshot - February 2, 2023

Type	Holdings	% of Holdings	Out	% Out
1 - Unassigned	0	0	0	0
2 - Adult Audiobook	1631	2.1	78	4.8
3 - Adult DVDs	1705	2.2	99	5.8
4 - Adult Fiction	13665	17.4	754	5.5
5 - Adult Graphic Novel	371	0.5	25	6.7
6 - Adult Nonfiction	14632	18.7	702	4.8
7 - Board Book	619	0.8	203	32.8
8 - Children's CD Book	113	0.1	23	20.4
9 - Children's Audiobook	667	0.9	45	6.7
10 - Children's DVD	842	1.1	88	10.5
11 - Children's Graphic Novel	3	0	1	33.3
12 - Children's Reference	177	0.2	1	0.6
14 - Equipment	9	0	0	0
16 - Fantasy	206	0.3	31	15
17 - Other Language F/NF	829	1.1	12	1.4
18 - Govdoc	27	0	0	0
19 - Junior Fiction	5156	6.6	582	11.3
20 - Junior Graphic Novel	1306	1.7	224	17.2
21 - Junior Nonfiction	8744	11.2	466	5.3
22 - Large Print	1881	2.4	134	7.1
23 - Magazine	3461	4.4	52	1.5
25 - Mystery	5742	7.3	408	7.1
27 - Newspaper	6	0	0	0
30 - Oversize	20	0	1	5
34 - Picture Book	5423	6.9	801	14.8
35 - Prof Collection	319	0.4	34	10.7
36 - Reader	1944	2.5	329	16.9
37 - Reference	509	0.6	0	0
39 - Science Fiction	1314	1.7	44	3.3
42 - Western	832	1.1	29	3.5
44 - Young Adult Audiobook	288	0.4	4	1.4
45 - Young Adult DVD	431	0.5	46	10.7
46 - Young Adult Fiction	2943	3.8	191	6.5
47 - Young Adult Graphic Novel	1325	1.7	174	13.1
48 - Young Adult Nonfiction	914	1.2	38	4.2
49 - Young Adult Reference	0	0	0	0
50 - OTAP	335	0.4	17	5.1
51 - Off Site	1	0	0	0
Total	78390		5636	7.2

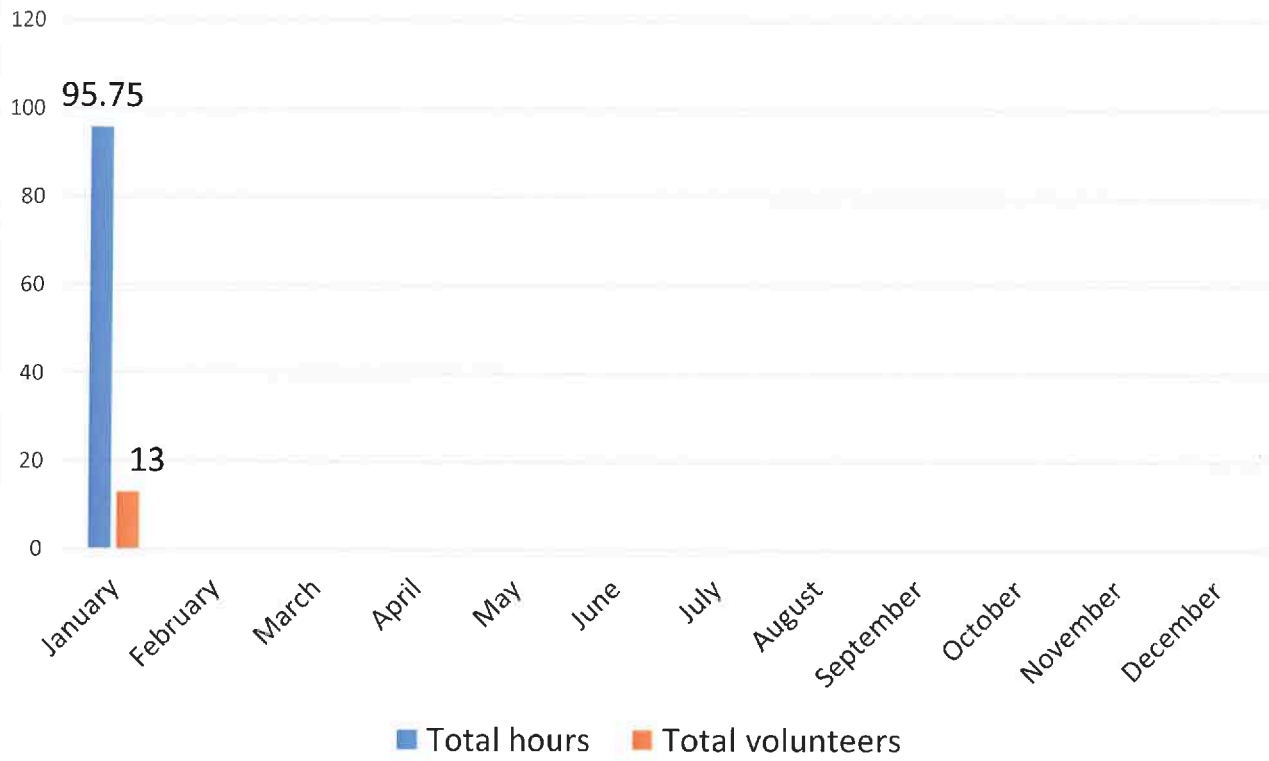


Total value added to collection  
January 2023 - \$7568.04

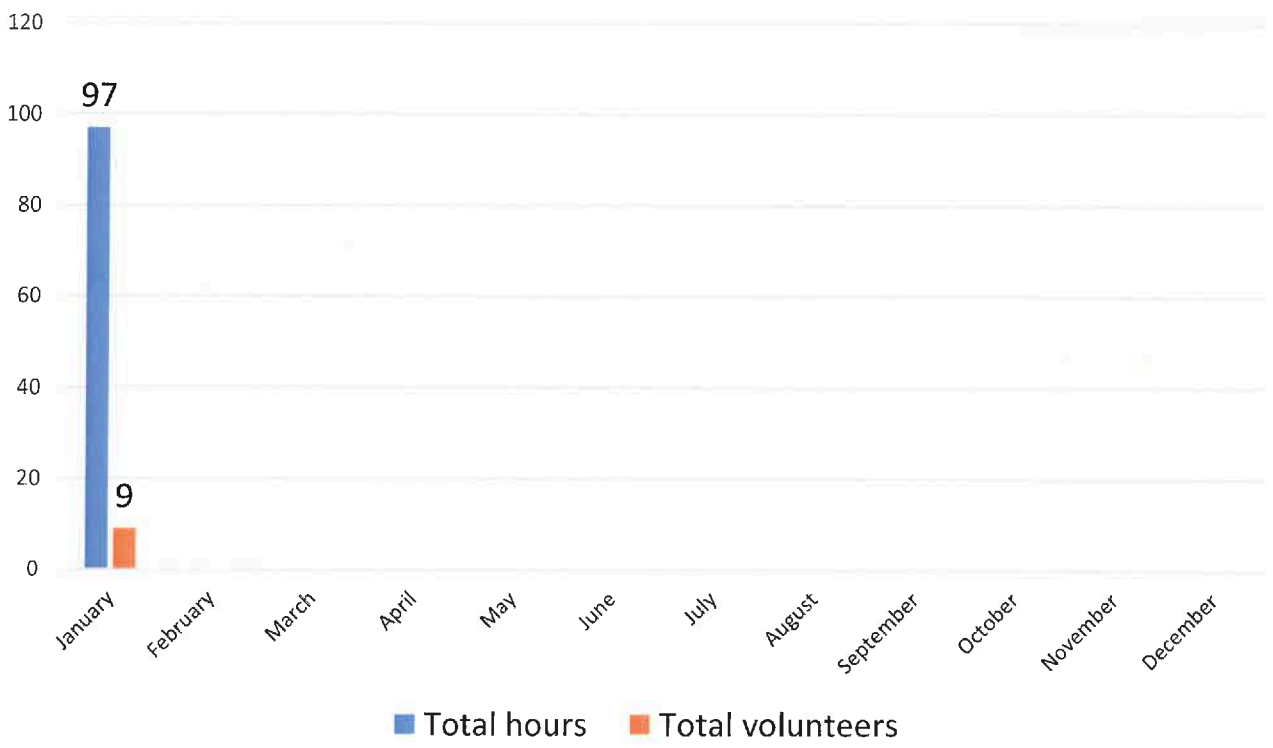


Library Card Sponsorship Program  
Number of cards issued FY 2022-2023 – 48

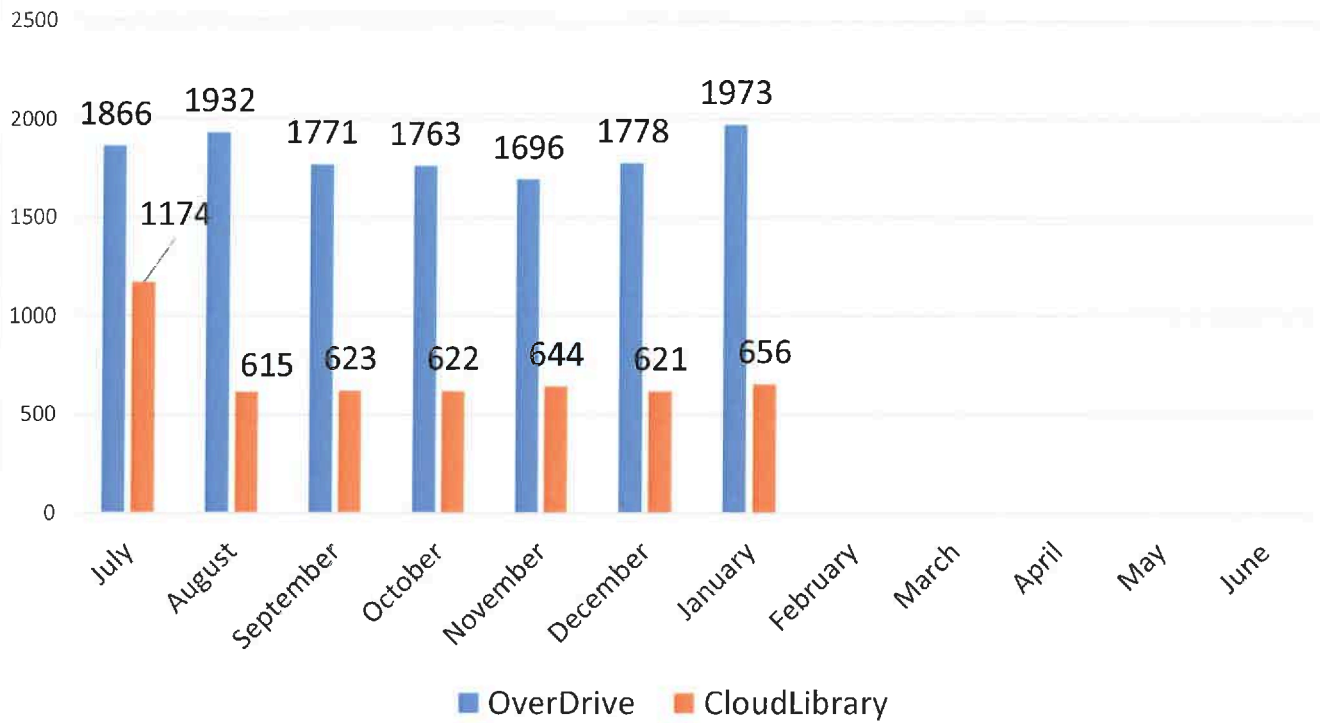
### Volunteer Contribution - Library



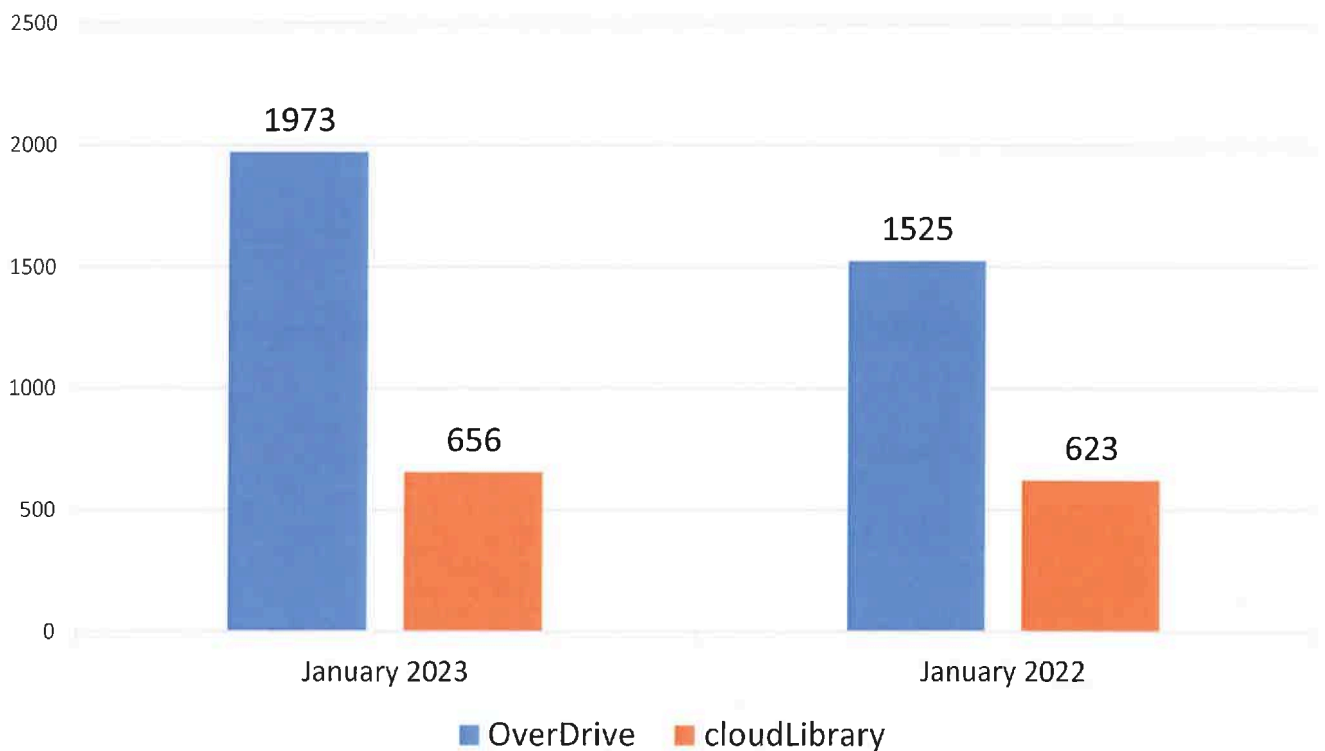
### Volunteer Contribution - Friends of the Library



### FY 2022-2023 OverDrive & cloudLibrary Circulation



### Ebooks Monthly Comparison





**Children's Programs - Live Sessions Ages 0-5**

<b>Date</b>		<b>Attendance</b>	<b>Onsite</b>	<b>Offsite</b>	<b>Virtual (Facebook Live or Zoom)</b>
1/4/2023	storytime	49	x		
1/11/2023	storytime	41	x		
1/25/2023	storytime	32	x		
	<b>TOTAL</b>	<b>122</b>			

**Children's Programs - Live Sessions Ages 6-11**

<b>Date</b>		<b>Attendance</b>	<b>Onsite</b>	<b>Offsite</b>	<b>Virtual (Facebook Live or Zoom)</b>
1/21/2023	Astra	8	x		
1/31/2023	STEM Tuesday - Ozobot	27	x		
	<b>TOTAL</b>	<b>35</b>			

**Live Teen Programs**

<b>Date</b>		<b>Attendance</b>	<b>Onsite</b>	<b>Offsite</b>	<b>Virtual (Facebook Live or Zoom)</b>
1/10/2023	Horizons- slime craft	15	x		
1/12/2023	Coder School Visit	11	x		
1/12/2023	Teen Drop-in	2	x		
	<b>TOTAL</b>	<b>28</b>			

**Live Adult Programs**

<b>Date</b>		<b>Attendance</b>	<b>Onsite</b>	<b>Offsite</b>	<b>Virtual (Facebook Live or Zoom)</b>
1/10/2023	Online Book Group	8			x
1/26/2023	Silent Book Group	4	x		
	<b>TOTAL</b>	<b>12</b>			

**Live Programs for All Ages**

<b>Date</b>		<b>Attendance</b>	<b>Onsite</b>	<b>Offsite</b>	<b>Virtual (Facebook Live or Zoom)</b>
1/5/2023	Lego Drop in	17	x		
	<b>TOTAL</b>	<b>17</b>			

**Grab-and-Go Craft Kits**

<b>Date</b>		<b>Number distributed</b>
1/10/2023	Negative space art	116
1/24/2023	Catapult	190
	<b>TOTAL</b>	<b>306</b>