

ADDENDUM # 1

Date: April 26, 2021

To: All Bid Document Holders

LINCOLN STREET PAVEMENT IMPROVEMENTS

CITY PROJECT NUMBER

21PW01 PH 2

The following changes, additions, and/or deletions are made to the Contract Documents:

- A. **00744.11(a) Asphalt Cement – MODIFY** the last sentence of this subsection to read as follows: Provide PG 64-22 grade asphalt cement for this Project.
- B. **Bid Form Modifications –**
 - 1. **REVISE** Bid Item #18 quantity to 1,140 SQYD.
 - 2. **REVISE** Bid Item #19 name to “Cold Plane Pavement Removal, 0"-2" Deep (00620)”
 - 3. **REVISE** Bid Item #22 quantity to 8,510 LF.
 - 4. **REVISE** Bid Item #24 quantity to 7 EA.
- C. **REVISE** the following Drawings as noted.
 - 1. Drawings C-04 & C-05; **REMOVE** bike lane striping and bike lane standard stencils.

Clarifying Information

Question #1: What is included in BI #13, 6 Inch Embankment in Place? Does this bid item cover the excavation of the existing trenches in locations that call for the 16-inch trench repair?

Answer #1: This bid item does not include the excavation for the 16” trench repair or any excavation for the removal of pavement. The 16” trench repair will be paid using BI #18 CPPR, 4” Deep for the pavement removal, whether by CPPR or sawcutting/excavation, and the removal/replacement/recompaction of the trench material shall be paid using BI #17 Aggregate Base.

BI #13 6 Inch Embankment in Place is intended to pay for labor and equipment for the embankment of aggregate, as directed by the Engineer, in the 4” Asphalt Concrete Pavement Repair areas as indicated by Detail 2 on sheet D-01. Excavation and disposal of existing aggregate base, if required, is incidental. New aggregate material required for embankment operations will be paid according to BI #17.

Question #2: Sheet D-01 Detail 1 calls out for a 1" grind and a 1"-2" paved taper on shoulder. How is this paid?

Answer #2: This was intended to be paid with BI #19. The bid item title has been modified to specify a range of 0"-2" to encompass the 1" CPPR, 1"-2" taper CPPR and 2" CPPR sections.

Question #3: If we choose to remove the 4" of asphalt for BI #18 by excavation and not grinding, will BI #18 still get paid?

Answer #3: Sawcutting and excavation of the pavement in lieu of the 4" CPPR shall be acceptable and paid according to BI #18. Disposal of the pavement and repair/replacement of any disturbed aggregate base caused by excavations shall be considered incidental.

Question #4: If trench reconstruct is required within the pay limits of CPPR 4" asphalt removal and 6" embankment for Junker Ave, will it be included in BI 17 for Aggregate Base?

Answer #4: Any trench reconstruct within the pay limits of 4" Asphalt Concrete Pavement Repair areas shall be paid per BI #17 to the 16" depth as shown in the drawings.

Question #5: What all is included in BI #26 Speed Feedback Assembly? How is the post and base paid?

Answer #5: BI #26 Speed Feedback Sign Assembly shall include the Evolution 12 FM sign, solar panel, 4" steel pipe, speed limit sign, post base, concrete foundation, all required fasteners, turn on, start up, etc. BI #28 shall encompass Detail 1 on sheet D-05 and any labor, equipment and materials necessary to provide the City with a fully operational speed feedback sign upon project completion.

The date and time of Proposal due is still applicable, May 4th, 2021 at 2:00 PM.

NOTE THAT ALL ADDENDA MUST BE ACKNOWLEDGED IN WRITING BY BIDDERS.

Approval From:

Century West Engineering
Rawley Voorhies, PE, Project Manager

BID FORM

**City of Roseburg
900 SE Douglas Avenue
Roseburg, Oregon 97470**

The undersigned bidder has carefully examined the Contract Documents for the construction of the

Lincoln Street Pavement Improvements Project No. 21PW01 PH 2

referred to in the Invitation to Bid dated **April 13th, 2021**, inviting bids on such Project and also the site of the Project. Bidder will provide all necessary labor, equipment, tools, apparatus and other means of construction, do all the work and furnish all the materials called for by said Contract Documents in the manner prescribed therein to provide a complete Project.

The undersigned bidder understands that the quantities of work as shown herein are approximate only, unless noted otherwise, and are subject to increase or decrease. The bidder offers to perform the work, at the unit price stated in the following schedule, whether the quantities are increased or decreased.

Schedule of Unit Price Work for 21PW01 PH 2 Lincoln Street Pavement Improvements

ITEM NO.	SPEC	DESCRIPTION	QUANTITY	UNIT	UNIT COST	ESTIMATED TOTAL PRICE
1	00210	Mobilization	ALL	LS		
2	00225	Temporary Protection and Direction of Traffic	ALL	LS		
3	00225	Flaggers	320	HR		
4	00225	Temporary Signs	340	SF		
5	00225	Temporary Pavement Bars	150	SQFT		
6	00225	Portable Changeable Message Signs	2	EA		
7	00280	Erosion Control	ALL	LS		
8	00280	Inlet Protection, Type 3	2	EA		
9	00280	Inlet Protection, Type 10	12	EA		
10	00280	Inlet Protection, Type 11	7	EA		

11	00290	Pollution Control Plan	ALL	LS		
12	00305	Construction Survey Work	ALL	LS		
13	00330	6 Inch Embankment in Place	SY	870		
14	00490	Minor Adjustment of Manholes	11	EA		
15	00490	Adjusting Valve Boxes	16	EA		
16	00490	Adjusting Survey Monuments	4	EA		
17	00641	Aggregate Base	140	CY		
18	00620	Cold Plane Pavement Removal, 4" Deep	1,140	SQYD		
19	00620	Cold Plane Pavement Removal, 0"-2" Deep	13,190	SQYD		
20	00744	Level 2, 1/2" Dense ACP Mixture	1,930	TON		
21	00855	Bi-Directional 4" Blue Type 1 Reflectors	10	EA		
22	00860	Longitudinal Pavement Markings – Paint	8,510	LF		
23	00867	Pavement Bar, Type B	80	SQFT		
24	00867	Pavement Legend, Type B-HS: Bicycle Lane Stencil	7	EA		
25	00867	Pavement Legend, Type AB: Storm Inlet Marking	19	EA		
26	00900	Speed Feedback Sign Assembly	2	EA		
BID TOTAL						

*Abbreviations:

LS – Lump Sum

EACH – Each

HOUR - Hour

SQFT – Square Feet

FOOT – Linear Feet

TON – Tons

SQYD – Square Yard

CY – Cubic Yards

The undersigned also declares and agrees as follows:

1. That the only persons or parties interested in this bid are those named herein, that the bid is in all respects fair and without fraud, and that it is made without any connection or collusion with any person making another bid on this Contract.
2. That the bidder, and any subcontractor upon which the bidder is relying, have carefully examined and had an opportunity to comment on, the Contract Documents for the construction of the proposed improvements including a full set of the plans and specifications, including all addenda thereto; that bidder has personally inspected the contemplated construction area or areas; that bidder is satisfied as to the adequacy and completeness of the plans and specifications, the feasibility of the work described therein, quantities of materials, items of equipment and conditions of work involved, including the fact that the description of work and materials as included herein are approximate only; and that this bid is made according to the provisions and under the terms of the Specifications which are hereto attached and hereby made a part of this bid.
3. All of the Specifications and Plans which are listed herein have been examined by the undersigned bidder and the terms and conditions thereof are hereby accepted.
4. It is understood that the Plans may be supplemented by additional Drawings and Specifications in explanation and elaboration of the Plans and it is agreed that such Supplemental Drawings, when not in conflict with those referred to in Paragraph 3 above, will have the same force and effect as if completed and attached hereto, and that when received, will be considered a part of the Contract Documents.
5. It is understood that all work will be performed under the price schedule outlined herein and that all services, materials, labor and equipment and all work necessary to complete the Project in accordance with the Plans and Specifications shall be furnished for the prices named in the bid. If there is a change in the scope of work or work which cannot be properly classified under the price schedule then bidder agrees to do this work as "extra work". The undersigned bidder agrees to do any extra work and furnish materials, and to accept as full compensation therefore at such prices as may be agreed upon in writing by the City and the Contractor before extra work begins. Each party binds itself to agree to reasonable prices.
6. It is understood the work to be performed must meet the highest standards prevalent in the industry or business most closely related to the work to be performed. It is further understood that failure to meet such standards may result in consequences including, but not limited to, a reduction or withholding of payment; a requirement that bidder perform, at bidder's own expense, additional work required to meet such standards; or termination of the contract, with damages being sought.
7. The bidder agrees that if this bid is accepted, the bidder will, within ten (10) calendar days after the notification of acceptance, execute the Construction Contract with the City in the form of Contract specified, and will, at the time of execution of the Contract, deliver to the City the Performance Bond, Payment Bond and Public Works Bond Filing Certification form as required herein, and will furnish all the materials necessary to

complete the Project in the manner, in the time and according to methods as specified in the Specifications and required by the City.

8. The cash, certified check, cashier's check, irrevocable letter of credit or Bid Bond shall be payable to the City to the extent of 10% of the amount of the bid in case this bid is accepted by the City and the undersigned shall fail or refuse to execute the Contract and furnish a Payment Bond, a Performance Bond or the Public Works Bond Filing Certification form as required by the Specifications within the time limit named therein after notification that said bid is accepted, all in accordance with the provisions of this bid and the Plans and Specifications which are a part hereof.
9. All items for the Contract for which forms are provided herein have been completed in full by the showing of prices for each and every item thereof, and for the showing of other information indicated by the Bid Form.
10. Bidder agrees to begin work within ten (10) calendar days after the execution of the Contract proposed herein and receipt of the City's notification to begin work and to complete work in all respects within ninety (90) calendar days after "Notice to Proceed" has been issued by the city.
11. In the event the bidder is awarded the Contract and fails to complete the Project within the time limit or extended time agreed upon, as more specifically set forth in the General Conditions, liquidated damages shall be paid to or withheld by the City pursuant to Paragraph 4 of the Construction Contract (Time of Performance - Liquidated Damages) at the rate of One Thousand Dollars (\$1,000) per day, until the Project has been completed as provided in the General Conditions.
12. The undersigned bidder hereby states, as part of this bid, that the applicable provisions of Oregon's Prevailing Wage Law (ORS 279C.800 to 279C.870) and the Federal Prevailing Wage Law (Davis-Bacon Act, 40 U.S.C. 3141-3148), shall be complied with. When the Project is subject to both the State and Federal Prevailing Wage Laws and rates, workers in each trade will be paid the higher of the two rates.
13. The undersigned bidder and bidder's subcontractors shall comply with ORS 656.017, which requires them to provide Workers' Compensation coverage for all their subject workers.
14. The undersigned bidder hereby states, as part of this bid, that bidder shall comply with ORS 279C.505(2) which requires bidder to have an employee drug testing program in place.
15. The undersigned bidder and bidders' subcontractors shall comply with ORS 279C.570 and 279C.580, which require timely progress payments for public improvement projects and provide interest penalties for late payment.
16. The undersigned bidder hereby states, as part of this bid, bidder and bidder's subcontractors shall comply with the provisions of Exhibit "A" - "Standard City Contract Provisions".

17. If the bidder is awarded the Contract for this work, the name and address of the Surety who will provide the Payment Bond, Performance Bond and Public Works Bond (if required) will be: _____.
18. The name and address of the bidder who is submitting this bid is: _____, which is the address to which all communications pertinent to this bid and the Contract shall be sent. The bidder's email address is: _____.
19. The names of the principal officers of the corporation submitting this bid or of the partnership, or of all parties interested in this bid as principals are as follows: _____.
20. The undersigned bidder acknowledges that Addenda No. _____ through _____ have been delivered to bidder and have been examined as part of the Contract Documents.
21. In the prosecution of this work, the bidder proposes to use the subcontractors listed on the First-Tier Subcontractor Disclosure Form presented within two working hours of the bid submission deadline as set forth in the Invitation to Bid. Any bidder not using subcontractors subject to the above referenced Disclosure Form shall indicate "NONE" on the Disclosure Form and sign and submit the form as required.
22. Declaration of Residency: I "am" or "am not" (circle one) a "resident bidder"* as defined by ORS 279A.120, a contractor that has paid unemployment taxes or income taxes in Oregon during the 12 calendar months immediately preceding submission of the bid, has a business address in this state and has stated in the bid whether the bidder is a "resident bidder" pursuant to ORS 279A.120.
23. The bidder's Construction Contractors Board License Number or Landscape Contractors Board License Number is: _____.
24. Bidder's Tax Identification Number: _____. Email: _____.
25. Public Works Bond: If the bid is accepted, prior to beginning work on the project, the bidder will file with the Construction Contractors Board, a Public Works Bond in the amount of \$30,000 with a corporate surety authorized to do business in the State of Oregon; and before permitting a subcontractor to begin work on the project, the bidder will verify that the subcontractor has also filed the aforementioned bond. If the bidder, as a certified disadvantaged, minority, women or emerging small business enterprise, elects not to file the Public Works Bond, bidder will file written verification of such certification with the Construction Contractors Board and provide the Board and the City of Roseburg with notice of such election.
26. **If applicable** pursuant to Section 11 of "Information for Bidders", the undersigned bidder hereby states, as part of this bid, that bidder has completed pay equity compliance training and received a certificate of completion from the Oregon Department of Administrative Services. **(NEW)**

If sole Proprietor or Partnership:

In witness hereto, the undersigned as set his/her hand this _____ day of _____, 2021.

Printed name of bidder: _____

Signature of bidder: _____

Title: _____

If Corporation:

In witness whereof, the undersigned corporation has caused this instrument to be executed and its seal affixed by its duly authorized officers this ____ day of _____, 2021.

Name of Corporation: _____

Printed name of person signing: _____

Signature: _____

Title: _____

Attest: _____




Secretary

GENERAL NOTES:

- PAVE TO LIMITS SHOWN. SEE TYPICAL SECTIONS, SHEET D-01.
- APPLY LANE CLOSURES DURING PAVING OPERATIONS PER ODOT STANDARD DRAWING TM850, OR APPROVED TRAFFIC CONTROL PLAN.

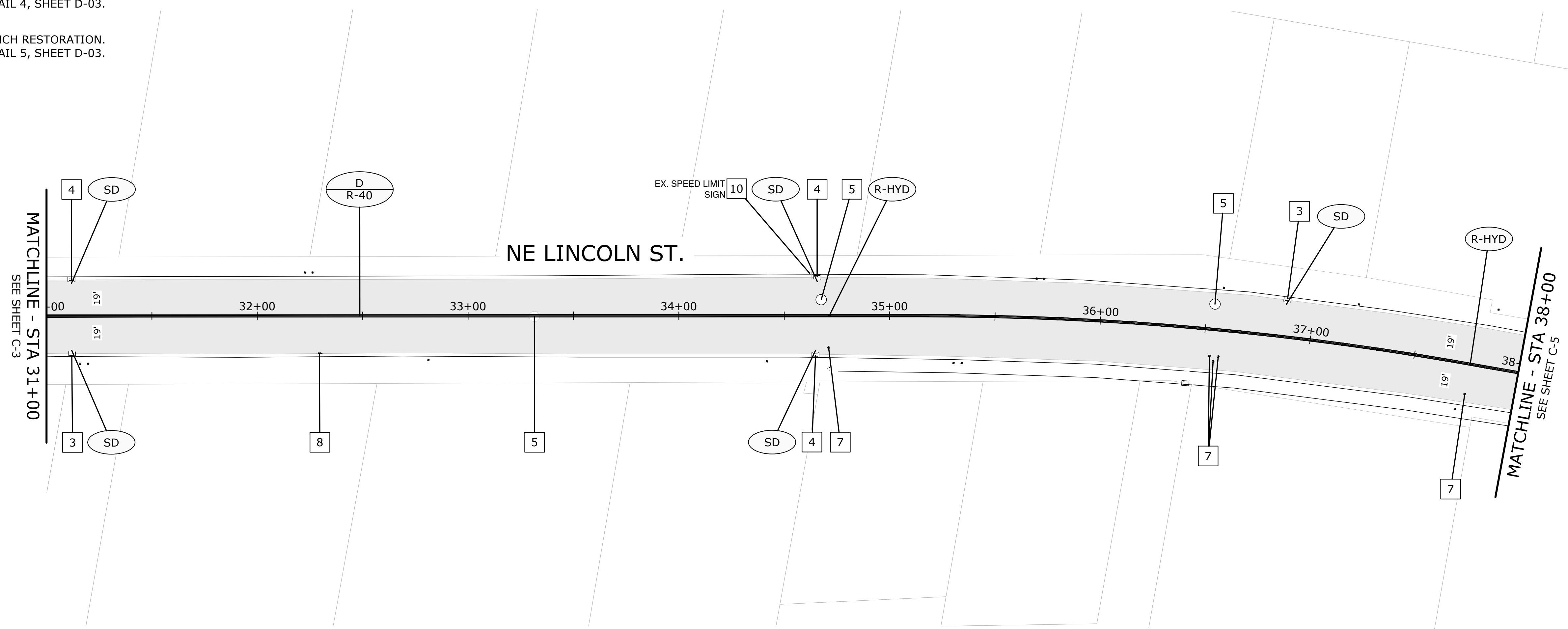
PAVEMENT MARKING NOTES:

- INSTALL NEW STRIPING AS CALLED OUT WITH (X) AND (X) PER ASSOCIATED DETAILS ON SHEET D-02. SEE PAVEMENT MARKING AND SIGNING NOTES, SHEET D-02.
- EXISTING STRIPING AS CALLED OUT WITH (R) TO REMAIN, PROTECT FROM DAMAGE.
- SURVEY EXISTING PAVEMENT MARKINGS AND REPLACE MARKINGS IN EXISTING CONFIGURATION AFTER PAVING UNLESS OTHERWISE SHOWN OR DIRECTED BY THE ENGINEER. CONTRACTOR SHALL COORDINATE STRIPING LAYOUT WITH ENGINEER AND CITY PRIOR TO PLACEMENT.

-  AC PAVING AND COLD PLANE PAVEMENT REMOVAL LIMITS. SEE SECTIONS, SHEET D-01.
-  4" ASPHALT CONCRETE PAVEMENT REPAIR. SEE DETAIL 4, SHEET D-03.
-  16" TRENCH RESTORATION. SEE DETAIL 5, SHEET D-03.

CONSTRUCTION NOTES:

- MATCH EXISTING GRADE. SEE DETAIL 1 & 2, SHEET D-03.
- INSTALL TYPE 10 INLET PROTECTION AT EXISTING CATCH BASIN, SEE ODOT STANDARD DRAWING RD1010.
- INSTALL TYPE 3 INLET PROTECTION AT EXISTING CATCH BASIN, SEE ODOT STANDARD DRAWING RD1010.
- INSTALL TYPE 11 INLET PROTECTION AT EXISTING CATCH BASIN, SEE ODOT STANDARD DRAWING RD1010.
- LOWER EXISTING MANHOLE BELOW THE PROPOSED PAVING DEPTH PRIOR TO COLD PLANE PAVEMENT REMOVAL. ADJUST MANHOLE TO MATCH FINISHED GRADE FOLLOWING PAVING OPERATIONS PER ODOT STANDARD DRAWING RD360.
- LOWER EXISTING SURVEY MONUMENT BELOW THE PROPOSED PAVING DEPTH PRIOR TO COLD PLANE PAVEMENT REMOVAL. ADJUST TO MATCH FINISHED GRADE FOLLOWING PAVING OPERATIONS PER ODOT STANDARD DRAWING RD258.
- LOWER EXISTING WATER VALVE BOX BELOW THE PROPOSED PAVING DEPTH PRIOR TO COLD PLANE PAVEMENT REMOVAL. ADJUST BOX TO MATCH FINISHED GRADE FOLLOWING PAVING OPERATIONS PER ODOT STANDARD DRAWING RD258.
- LOWER EXISTING GAS VALVE BOX BELOW THE PROPOSED PAVING DEPTH PRIOR TO COLD PLANE PAVEMENT REMOVAL. ADJUST BOX TO MATCH FINISHED GRADE FOLLOWING PAVING OPERATIONS PER ODOT STANDARD DRAWING RD258.
- PRESERVE AND PROTECT EXISTING FIRE HYDRANT IN PLACE.
- PRESERVE AND PROTECT EXISTING SIGNS & POST.
- PRESERVE AND PROTECT EXISTING FENCE IN PLACE.
- PRESERVE AND PROTECT EXISTING LIGHT POLE IN PLACE.
- INSTALL NEW SIGNS AND POST WHERE SHOWN OR AS DETERMINED BY ENGINEER. SEE DETAIL 1, SHEET D-02.
- INSTALL SPEED FEEDBACK SIGN ASSEMBLY. VERIFY LOCATION WITH ENGINEER. SEE DETAIL 1, SHEET D-05.



PLAN
SCALE: 1"=30'



Y:\Projects\Roseburg_City_01018-PWP_T04_2021\Design\CAD_WORKING\PAVING Plan Sheets\LINCOLN - 2 - 19-2552-OR-C-CONSTRUCTION.dwg 4/22/2021 10:28 AM Jules Kampe

NO.	DATE	BY	REVISION
1	04/22/2021	JMK	ADDENDUM #1

SCALE	
PLAN	AS SHOWN
PROFILE	HORIZ.
	VERT.
ONE INCH (REF)	

DESIGNED:
J. JENKINS
DRAWN:
CWE CAD
CHECKED:
R. VOORHIES
CWE PROJECT NO.
40193.018.01



CENTURY WEST
ENGINEERING
5500 MEADOWS RD. #250 LAKE OSWEGO, OR 97035
WWW.CENTURYWEST.COM 503.419.2130

THE CITY OF ROSEBURG
900 SE DOUGLAS AVE.
ROSEBURG, OR 97470
CITY PROJECT #: 21PW01 PH 2
CITY PROJECT MANAGER
RICK CASTLE




PLAN AND NOTES
LINCOLN STREET PAVEMENT IMPROVEMENTS
APRIL 2021

SHEET NO.
C-04
8 OF 15

GENERAL NOTES:

- PAVE TO LIMITS SHOWN. SEE TYPICAL SECTIONS, SHEET D-01.
- APPLY LANE CLOSURES DURING PAVING OPERATIONS PER ODOT STANDARD DRAWING TM850, OR APPROVED TRAFFIC CONTROL PLAN.




PAVEMENT MARKING NOTES:

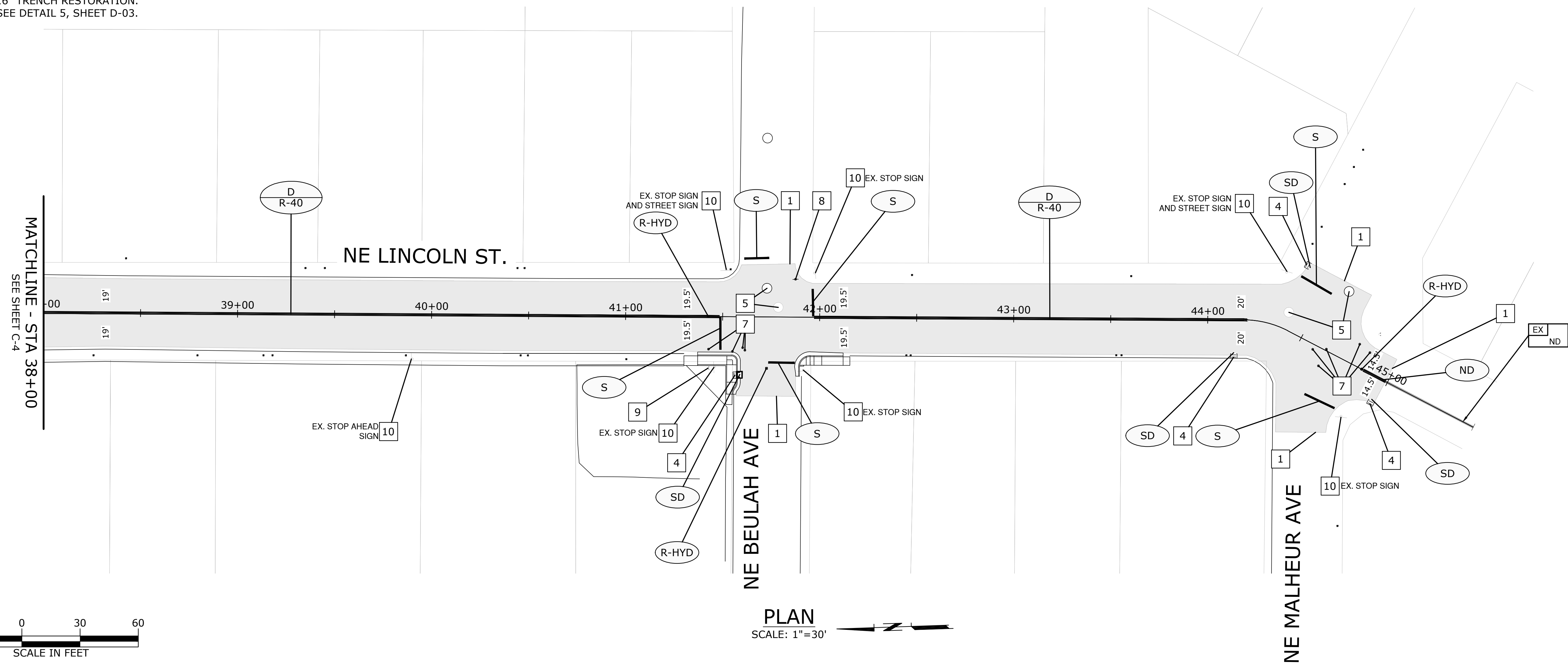
- INSTALL NEW STRIPING AS CALLED OUT WITH  AND  PER ASSOCIATED DETAILS ON SHEET D-02. SEE PAVEMENT MARKING AND SIGNING NOTES, SHEET D-02.
- EXISTING STRIPING AS CALLED OUT WITH  TO REMAIN, PROTECT FROM DAMAGE.
- SURVEY EXISTING PAVEMENT MARKINGS AND REPLACE MARKINGS IN EXISTING CONFIGURATION AFTER PAVING UNLESS OTHERWISE SHOWN OR DIRECTED BY THE ENGINEER. CONTRACTOR SHALL COORDINATE STRIPING LAYOUT WITH ENGINEER AND CITY PRIOR TO PLACEMENT.

CONSTRUCTION NOTES:

- MATCH EXISTING GRADE. SEE DETAIL 1 & 2, SHEET D-03.
- INSTALL TYPE 10 INLET PROTECTION AT EXISTING CATCH BASIN, SEE ODOT STANDARD DRAWING RD1010.
- INSTALL TYPE 3 INLET PROTECTION AT EXISTING CATCH BASIN, SEE ODOT STANDARD DRAWING RD1010.
- INSTALL TYPE 11 INLET PROTECTION AT EXISTING CATCH BASIN, SEE ODOT STANDARD DRAWING RD1010.
- LOWER EXISTING MANHOLE BELOW THE PROPOSED PAVING DEPTH PRIOR TO COLD PLANE PAVEMENT REMOVAL. ADJUST MANHOLE TO MATCH FINISHED GRADE FOLLOWING PAVING OPERATIONS PER ODOT STANDARD DRAWING RD360.
- LOWER EXISTING SURVEY MONUMENT BELOW THE PROPOSED PAVING DEPTH PRIOR TO COLD PLANE PAVEMENT REMOVAL. ADJUST TO MATCH FINISHED GRADE FOLLOWING PAVING OPERATIONS PER ODOT STANDARD DRAWING RD258.
- LOWER EXISTING WATER VALVE BOX BELOW THE PROPOSED PAVING DEPTH PRIOR TO COLD PLANE PAVEMENT REMOVAL. ADJUST BOX TO MATCH FINISHED GRADE FOLLOWING PAVING OPERATIONS PER ODOT STANDARD DRAWING RD258.

- LOWER EXISTING GAS VALVE BOX BELOW THE PROPOSED PAVING DEPTH PRIOR TO COLD PLANE PAVEMENT REMOVAL. ADJUST BOX TO MATCH FINISHED GRADE FOLLOWING PAVING OPERATIONS PER ODOT STANDARD DRAWING RD258.
- PRESERVE AND PROTECT EXISTING FIRE HYDRANT IN PLACE.
- PRESERVE AND PROTECT EXISTING SIGNS & POST.
- PRESERVE AND PROTECT EXISTING FENCE IN PLACE.
- PRESERVE AND PROTECT EXISTING LIGHT POLE IN PLACE.
- INSTALL NEW SIGNS AND POST WHERE SHOWN OR AS DETERMINED BY ENGINEER. SEE DETAIL 1, SHEET D-02.
- INSTALL SPEED FEEDBACK SIGN ASSEMBLY. VERIFY LOCATION WITH ENGINEER. SEE DETAIL 1, SHEET D-05.

-  AC PAVING AND COLD PLANE PAVEMENT REMOVAL LIMITS. SEE SECTIONS, SHEET D-01.
-  4" ASPHALT CONCRETE PAVEMENT REPAIR. SEE DETAIL 4, SHEET D-03.
-  16" TRENCH RESTORATION. SEE DETAIL 5, SHEET D-03.



PLAN
SCALE: 1"=30'

Y:\Projects\Roseburg_City_of\18-PWP_T04_2021\Design\CAD_WORKING\Drawing\Plan Sheets\LINCOLN - 2 - 18-2552-OR-C-CONSTRUCTION.dwg 4/22/2021 10:29 AM Jules Kampas

NO.	DATE	BY	REVISION	SCALE		DESIGNED: J. JENKINS				900 SE DOUGLAS AVE. ROSEBURG, OR 97470 CITY PROJECT #: 21PW01 PH 2 CITY PROJECT MANAGER RICK CASTLE	PLAN AND NOTES LINCOLN STREET PAVEMENT IMPROVEMENTS APRIL 2021	SHEET NO.
				PLAN	AS SHOWN							DRAWN: CWE CAD
	04/22/2021	JMK	ADDENDUM #1	PROFILE	HORIZ.	CHECKED: R. VOORHIES						
					VERT.	CWE PROJECT NO. 40193.018.01						9 OF 15
				ONE INCH (REF)								